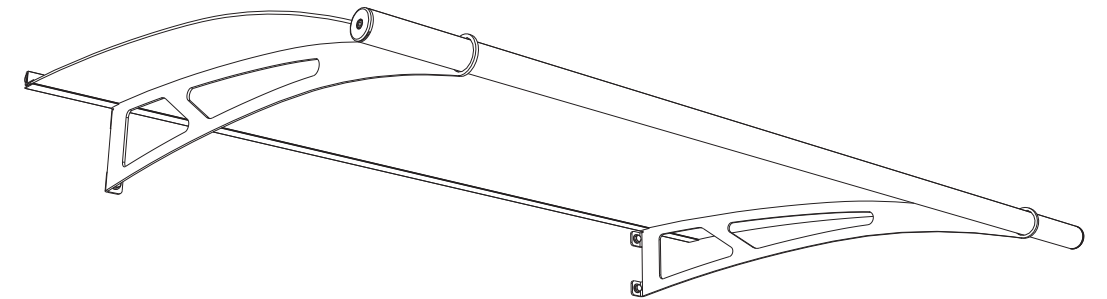
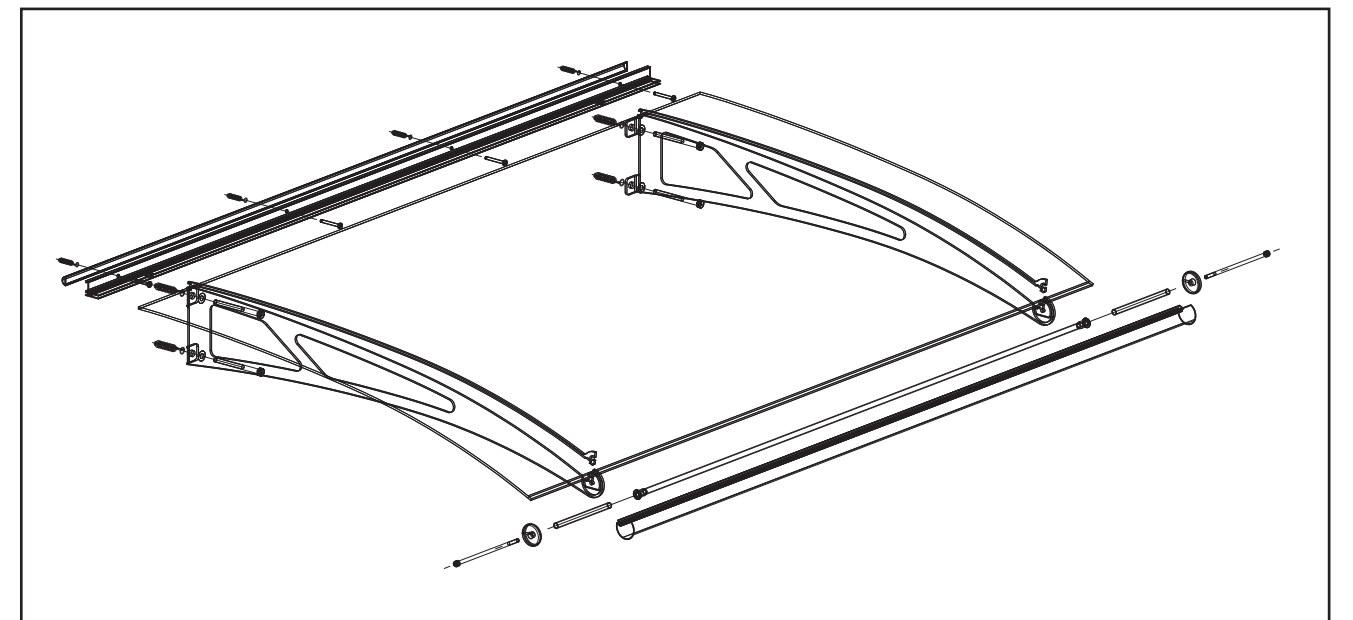


LIGHTLINE®



1500

2006-07-03


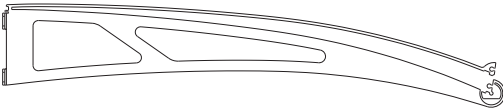
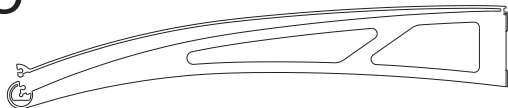










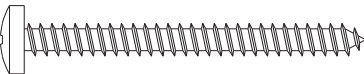
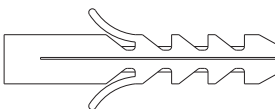
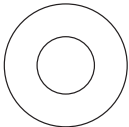
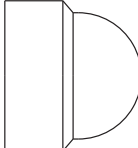
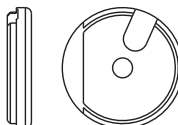
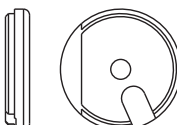
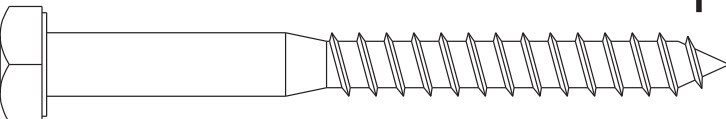
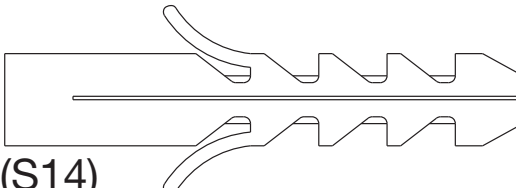





Lightline canopy kits come with all the hardware needed to assemble. Please verify what type of wall you are dealing with before installing the canopy. If necessary, you may need to use screws and anchors other than those included in the enclosed installation kit. Consult a licensed contractor for installation hardware recommendations.

Do not use cleaners containing solvents or abrasive cleaners on acrylic glass and metal. Use only a mild soap and water solution with a soft, non-abrasive cloth. The stainless surfaces can be cleaned with Enviro-Magic® cleaner available from Feeney.

Feeney Inc.
2603 Union Street
Oakland, CA 94607
Phone: 510-893-9473
Fax: 510-893-9484
Toll Free: 800-888-2418
www.feeneyarchitectural.com

feeneyarchitectural
P R O D U C T S

A		1500mm x 950mm x 4mm 4' 11-1/16" x 3' 1-3/8" x 3/16"		1x	
B		1x	C		1x
D				1x	
E				1x	
F				1x	
G				1x	
H				2x	
I		J		4x	
K		4x	L		4x
M		right 1x	N		left 1x
O		(DIN 571 10x100)	P		4x
Q				2x	
T				2x	

